

MOD. 3051 SHIBUYA



Revêtement

Cuir, microfibre et tissu
Pas déhoussable

Structure

Bois massif renforcé par panneaux de particules

Rembourrage dossier

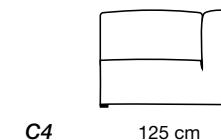
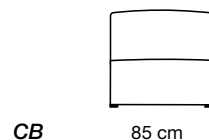
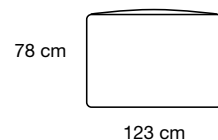
Mousse de polyuréthane + fibre de polyester

Rembourrage assise

Mousse de polyuréthane + fibre de polyester

Pieds

En plastique H 3cm
Fond anti poussière



CB

85 cm

C3

125 cm

C4

125 cm

LT

102 cm

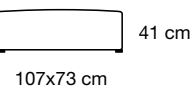
L3

142 cm

L2

142 cm

BA



107x73 cm

PH




130x130 cm

DC

250 cm

C0



70x70 cm

PA



50x50 cm

RS



75x35cm